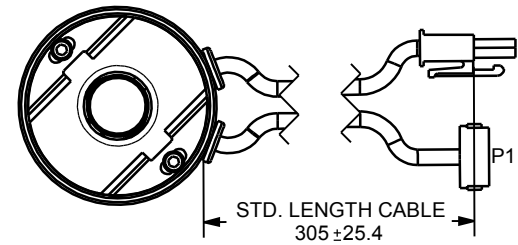
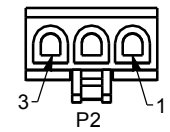


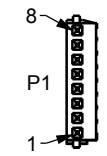
UNLESS OTHERWISE SPECIFIED
 ALL DIMENSIONS ARE IN mm
 TOLERANCES ARE ± 0.4
 MASS 1200g



VIEW FROM CONNECTOR END
 SCALE 2:1



P1	1	PD OUTPUT A
	2	PD OUTPUT B
	3	DIODE COMMON
	4	PD GND
P2	5	AGC
	6	SHIELD #1
	7	N/C
	8	N/C
P2	1	SHIELD #2
	2	MOTOR -
	3	MOTOR +



For Reference Only
 Do NOT use for your design!

Contact CTI for the latest information on
 the product of your interest.