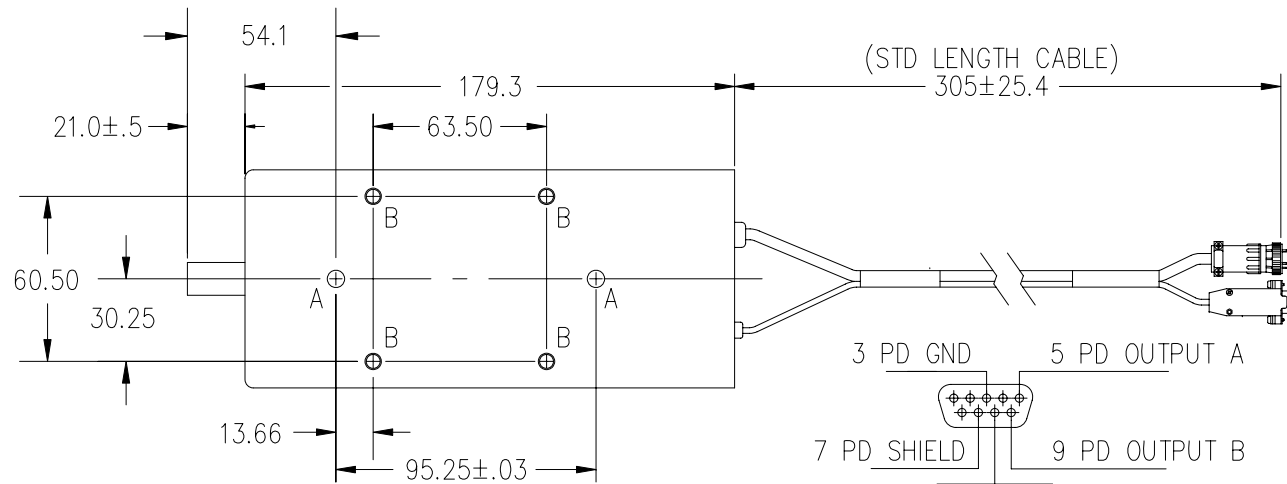


$\phi 11.991 \pm .000$   
SHAFT  $.005$

TOL. -.XX =  $\pm .3$   
.XXX =  $\pm .13$

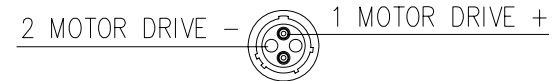
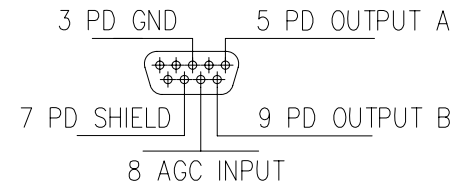
MASS : 3.3Kg.

ALL DIMS ARE IN mm



A HOLES  $\phi 6.375 \pm .013 \times 5.1DP$  (2) LOCATING HOLES

B HOLES M6x1.0-6Hx9.5DP (4) PLC'S



**For Reference Only**  
Do NOT use for your design!

Contact CTI for the latest information on the product of your interest.